



(D) Videounterstützte Montageanleitung

(GB) Video-assisted assembly instructions

(FR) Instructions de montage assistées par vidéo

(TR) Video destekli kurulum talimatları

(IT) Istruzioni di montaggio video-assistite

(NL) Video-ondersteunde montage-instructies

(RU) инструкция по монтажу с помощью видеосигнала

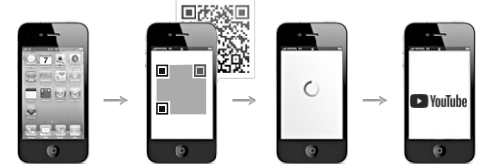
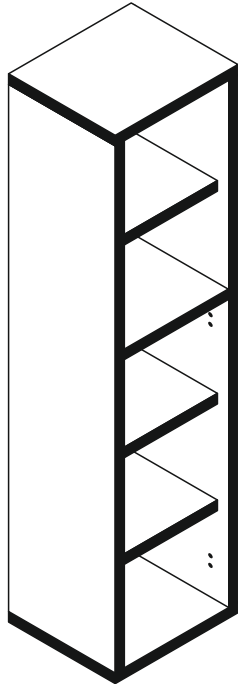
(CZ) Instalační pokyny podporované videem

(HU) Video-támogatott telepítési utasítások

(RO) Instrucțiuni de instalare acceptate video

(PL) Instrukcje montażu wspomagane sygnałem wizyjnym

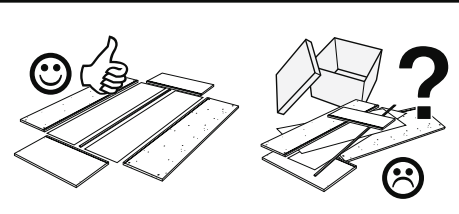
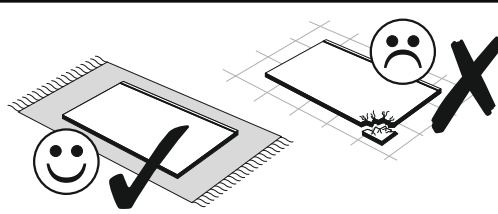



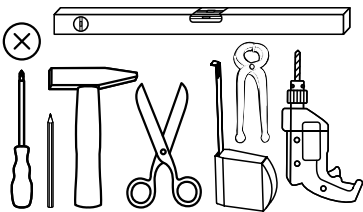
(SK) Inštaláčn  pokyny podporované videom



Art.-Nr.: **0201\_41x180**  
**Aktenregal**

REPC-Nr.:

Service • Assistenza • Dienstverlening • Serwis  
Servis • Szerviz • Сервисная служба



SCAN ME

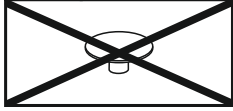
Das Ersatzteil-Anforderungsformular finden Sie auf  
The replacement parts requisition form you find on  
<https://www.maeusbacher.de/ersatzteile/>

# Beutel 0201\_41x180 0-11 Colli 1/1

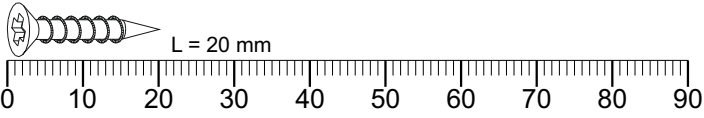
B01-10 4x 	B01-30 4x 	B01-80 12x 	B01-90 10x 	B02-162 12x 
B02-170 4x 	B05-185 6x 	B08-80 1x 	B02-10 8x 	B02-20 8x 



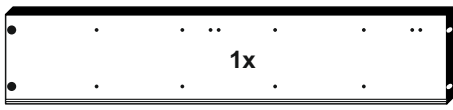
▶ SCAN ME



Artikel enthält keine Abdeckkappen für Excenter (Teil 2-10)!

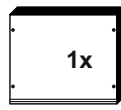


## Colli 1/1



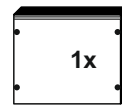
1750 x 354

(Seite rechts)



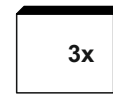
424 x 354

(Oberplatte)



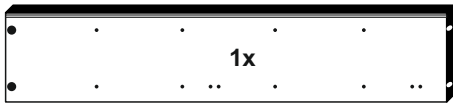
424 x 354

(Boden)



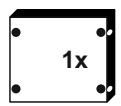
385 x 313

(Einlegeböden)



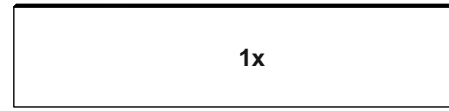
1750 x 354

(Seite links)



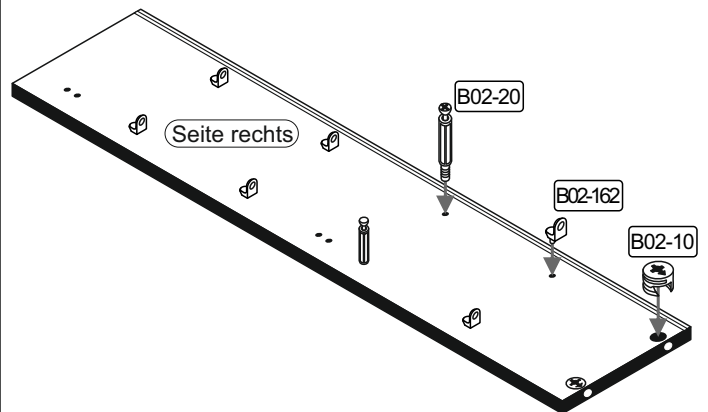
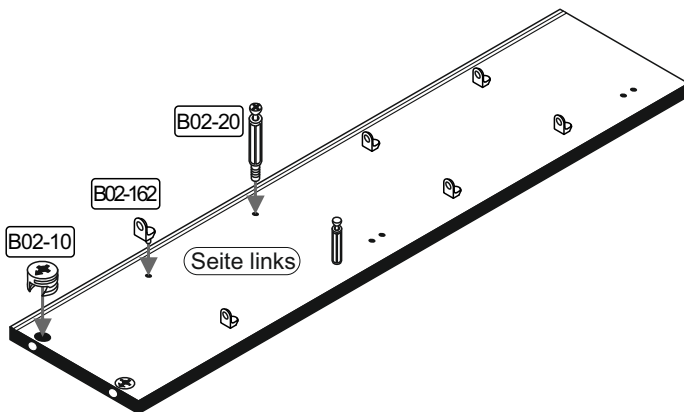
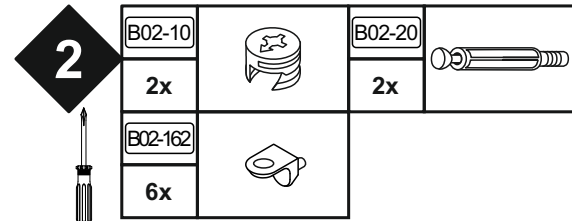
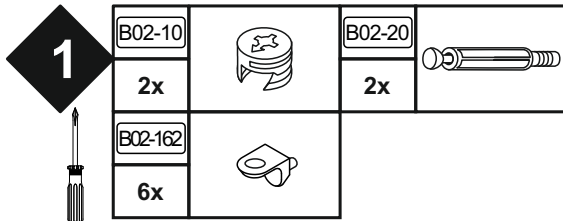
385 x 336

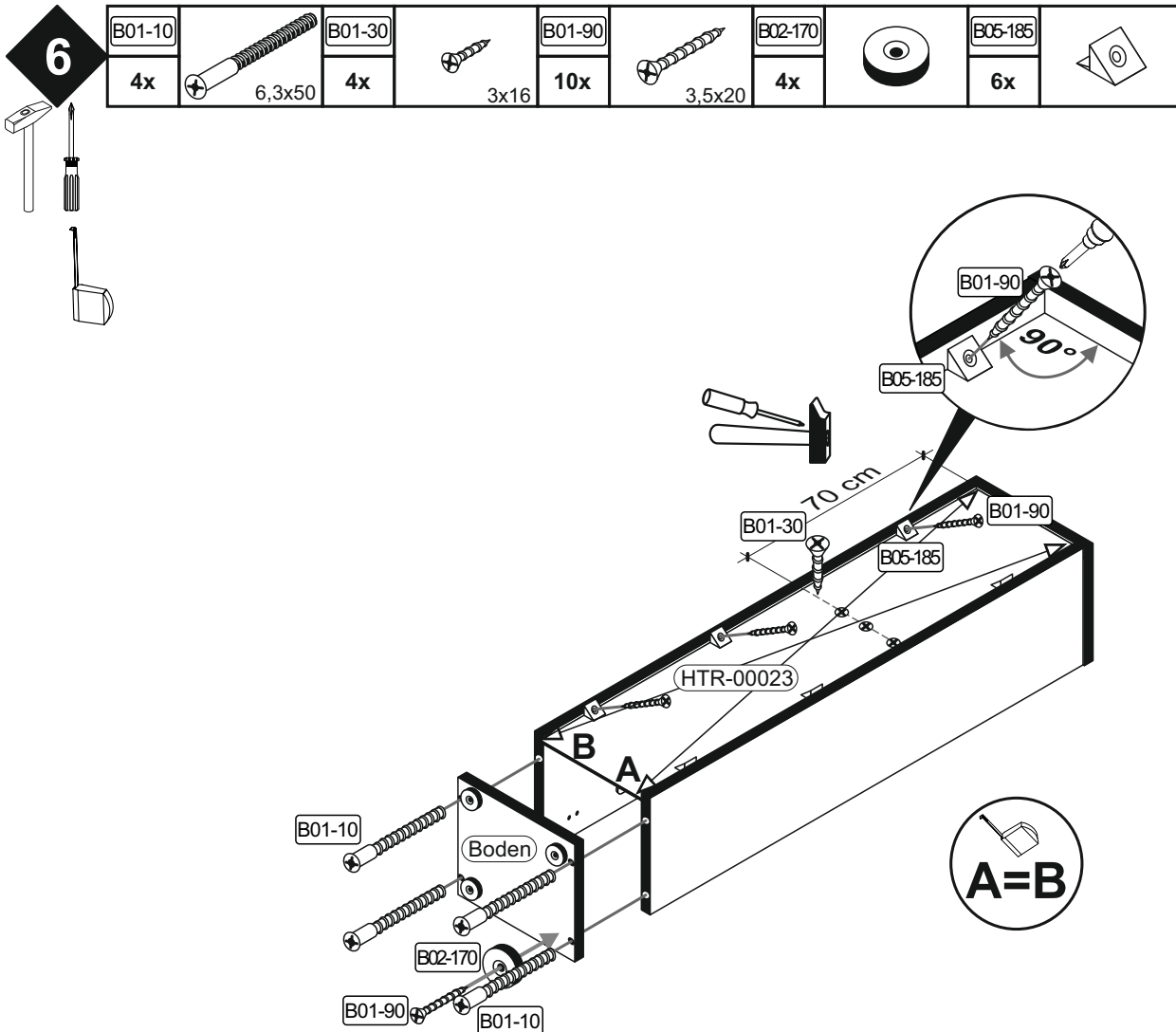
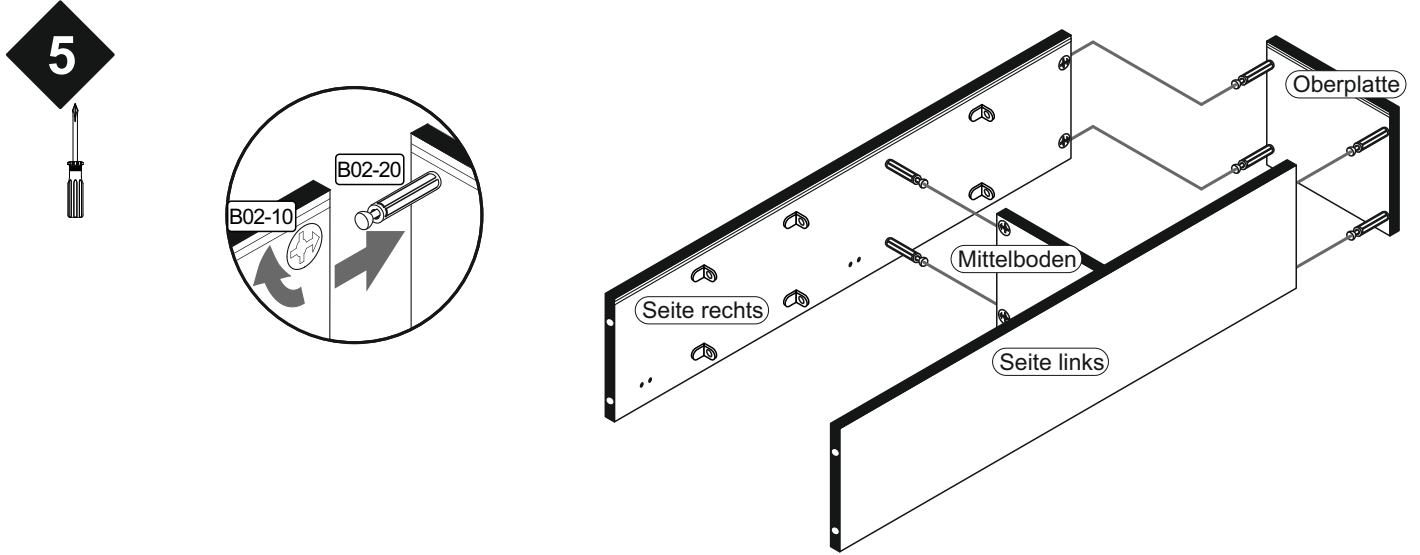
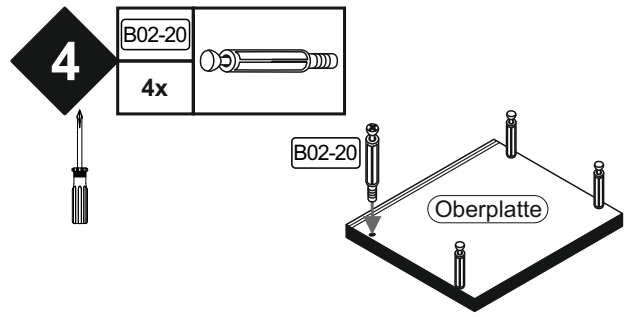
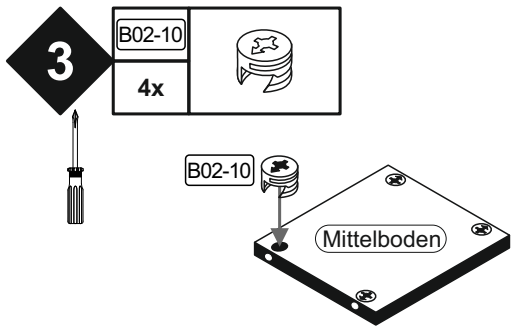
(Mittelboden)



1762 x 397

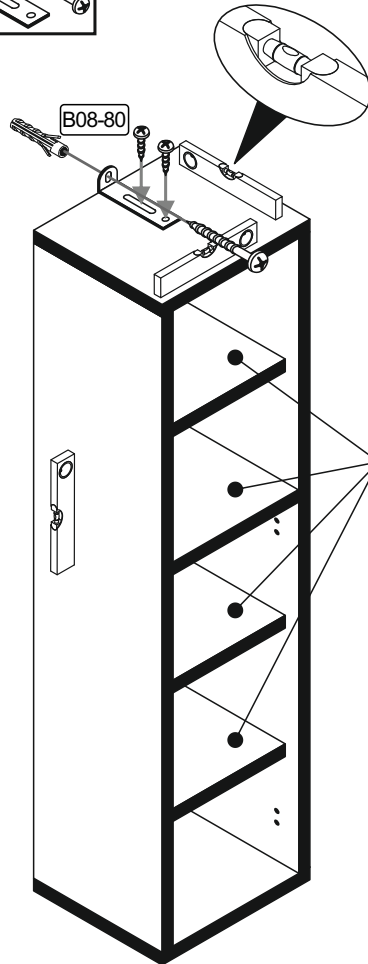
(HTR-00023)



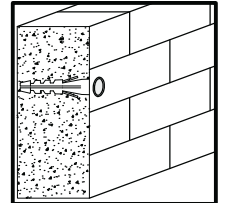





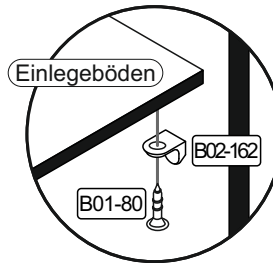
B01-80		B08-80	
12x	3,5x13	1x	



▶ SCAN ME



max 8 kg  
Einlegeböden



<b>Achtung • Attention • Attenzione • Opgelet • Uwaga • Pozor • Figyelem • Atenție • Dikkat • Внимание</b>	
<b>(D)</b>	Wandbefestigung dient als Kippschutz - unbedingt anbringen! Bei einigen Wandtypen kann ein Spezialdübel erforderlich sein!
<b>(GB)</b>	The wall fastening serves to prevent tipping - be absolutely sure to mount it! For certain wall types, a special wall plug may be necessary!
<b>(FR)</b>	La fixation murale sert de protection contre le basculement – à installer impérativement ! Pour certains types de murs il faut des chevilles spéciales !
<b>(TR)</b>	Duvardaki sabitleme, devrilmeye karşı bir emniyet tedbiridir ve mutlaka monte edilmelidir! Bazı duvar tiplerinde bunun için özel bir dübel gerekli olabilir!
<b>(IT)</b>	Il fissaggio alla parete serve da protezione anti-ribaltamento – attaccarla assolutamente! Per alcune strutture di parete può essere necessario un tassello speciale!
<b>(NL)</b>	Bevestiging aan de muur dient als kantelbescherming – zeker en vast bevestigen! Bij enkele muurtypes is een speciale plug misschien vereist!
<b>(RU)</b>	Обязательно установите крепление на стене во избежание опрокидывания! Для некоторых типов стен может потребоваться специальный дюбель!
<b>(CZ)</b>	Montáž na stěnu slouží jako ochrana proti převrnutí – bezpodmínečně umístěte! U některých typů stěn může být zapotřebí speciální hmoždinka!
<b>(HU)</b>	A terméket a falhoz kel rögzíteni, különben az felborulhat! Egyes faltípusoknál speciális tiplit kell használni!
<b>(RO)</b>	Sistemul de fixare la perete servește ca protecție la răsturnare - de montat obligatoriu! Pentru unele tipuri de pereți este posibil să fie necesar un diblu special!
<b>(PL)</b>	Mocowanie do ściany jest jednocześnie zabezpieczeniem przed przewróceniem – koniecznie zamontować! Do niektórych rodzajów ścian koniecznie zastosować specjalne kołki mocujące.
<b>(SK)</b>	Upevnenie na stenu slúži ako ochrana proti prevráteniu – bezpodmienečne použite! Pre niektoré druhy stien môže byť potrebná špeciálna hmoždinka!