

Ⓓ Montageanleitung  
Ⓕ Notice de montage  
Ⓖ Handleiding voor de montage

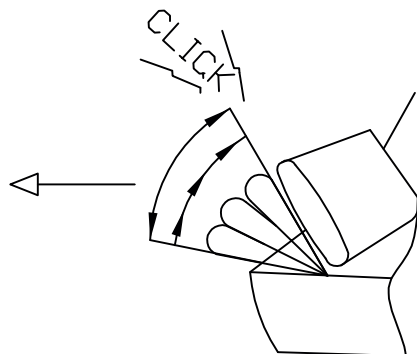
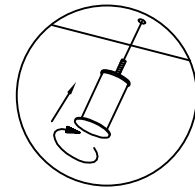
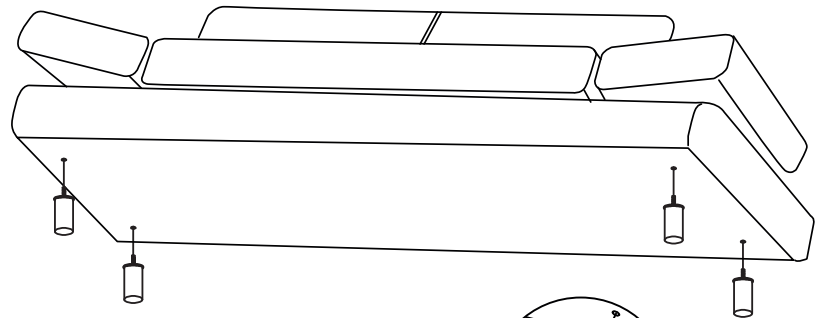
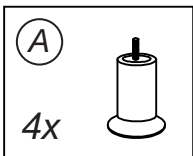
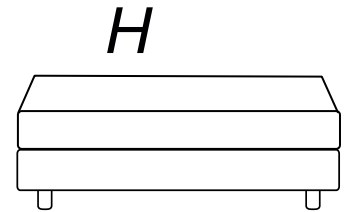
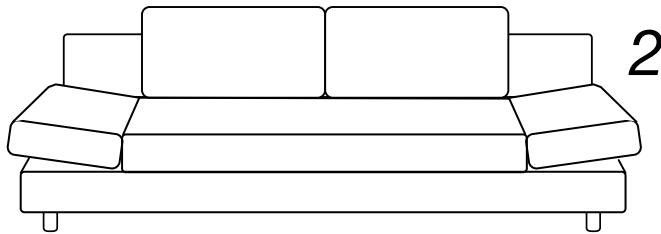
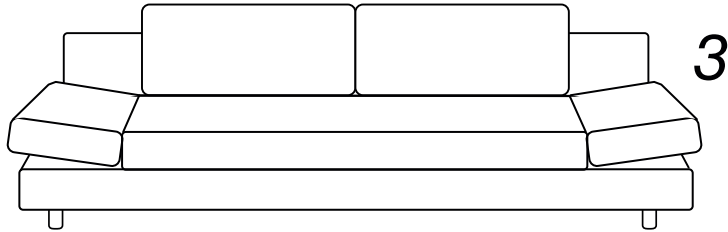
ⒼⒸ Assembly instructions  
ⒾⒿ Istruzioni di montaggio  
⒲Ⓖ Instrukcja montażu

ⒸⒿ Montážní návod  
ⒻⒶ Szerelési útmutató  
⒲Ⓘ Montaj talimati

ⒶⒾ Návod na montáž  
⒲Ⓘ Instrucțiuni de montaj  
⒲Ⓐ Инструкция по монтажу

# 322


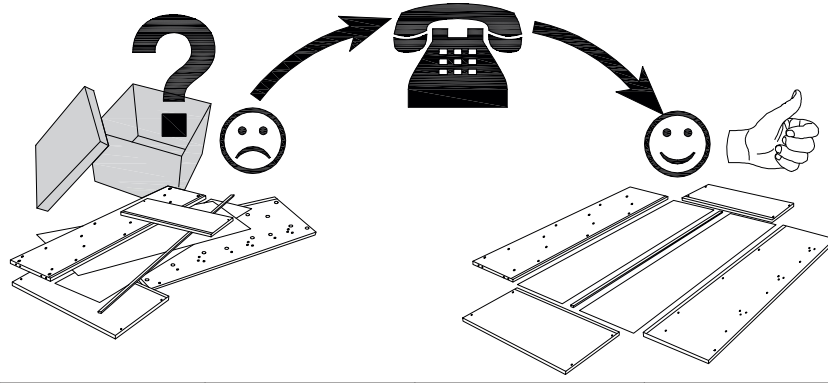
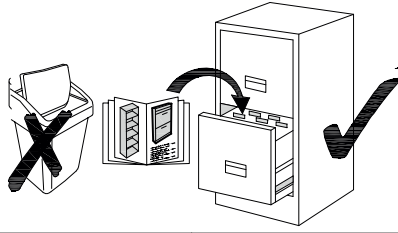
## 1 - 2 - Hocker



Service / Assistenza / Dienstverlening / Serwis / Servis / Szerviz / Сервисная служба

Name / Nom / Nome / Naaz / Nazwa / Jméno  
Názov / Név / Denumire / Isim / Название

322



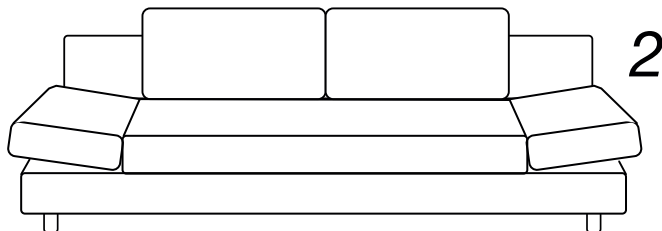
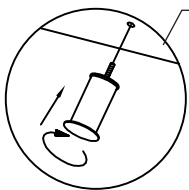
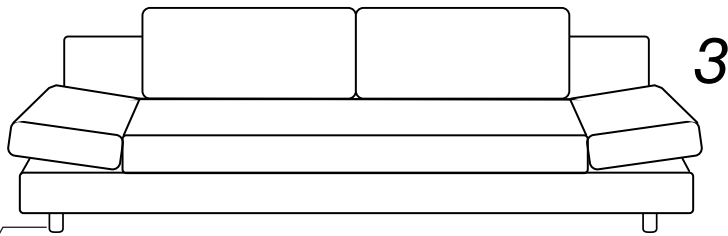
(A)

4x

3

2

H



H

