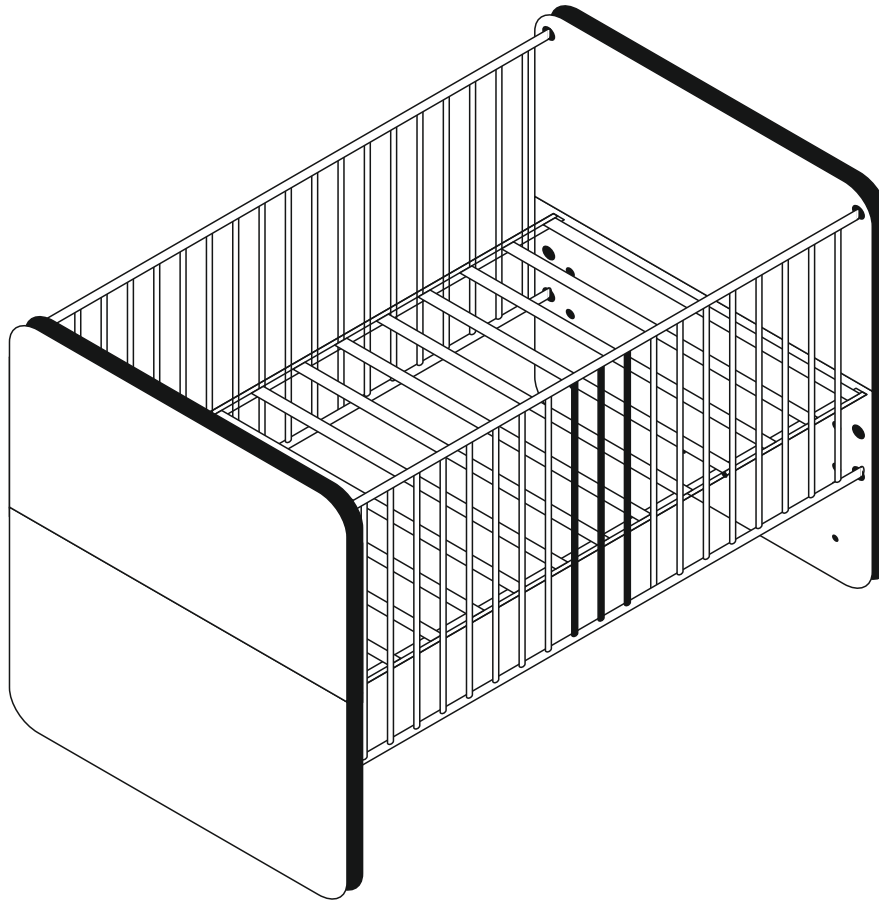


REPC-Nr.:

Service • Assistenza • Dienstverlening • Serwis
Servis • Szerviz • Сервисная служба

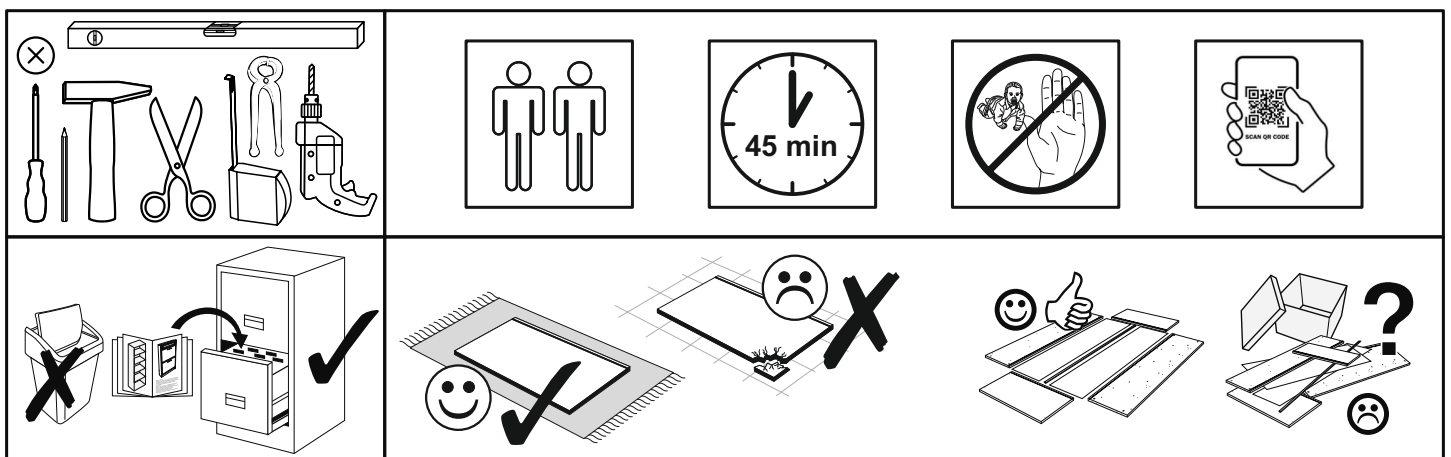


Artikel.-Nr.:

0469_BH P1

Montageanleitung.-Nr.:

MA1-00258



SCAN ME

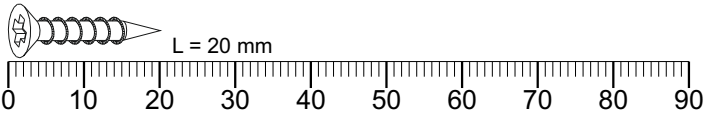
Das Ersatzteil-Anforderungsformular finden Sie auf
The replacement parts requisition form you find on
<https://www.maeusbacher.de/ersatzteile/>

Beutel 0469_BH-P1 0-11 Colli 1/2

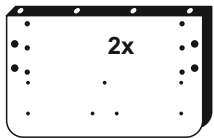
| | | | |
|-----------------------|------------------------|------------------------|---------------|
| B01-239 1x SW 3 | B02-109 8x 10x70 | B05-60 8x Ø10 | B10-90 12x |
| B10-95 4x | B10-101 8x M6x6 | B10-105 8x M6x10 | B10-110 8x |
| B10-80 2x | B10-85 2x | B10-115 12x M 6 | B05-273 1x |



▶ SCAN ME



Colli 1/2



778 x 482

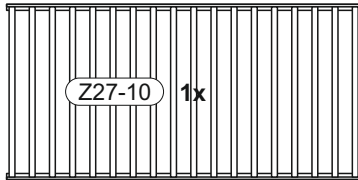
Bettenhaupter unten



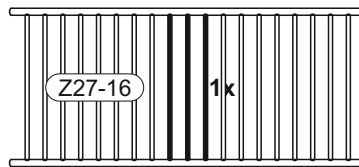
778 x 446

Bettenhaupter oben

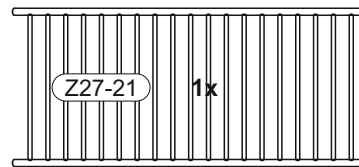
Colli 2/2



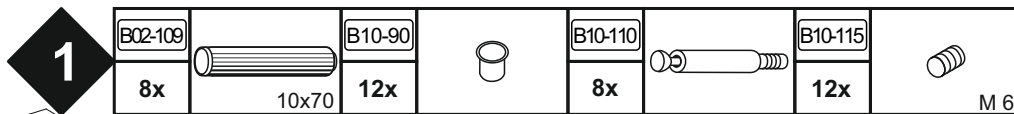
1388 x 680



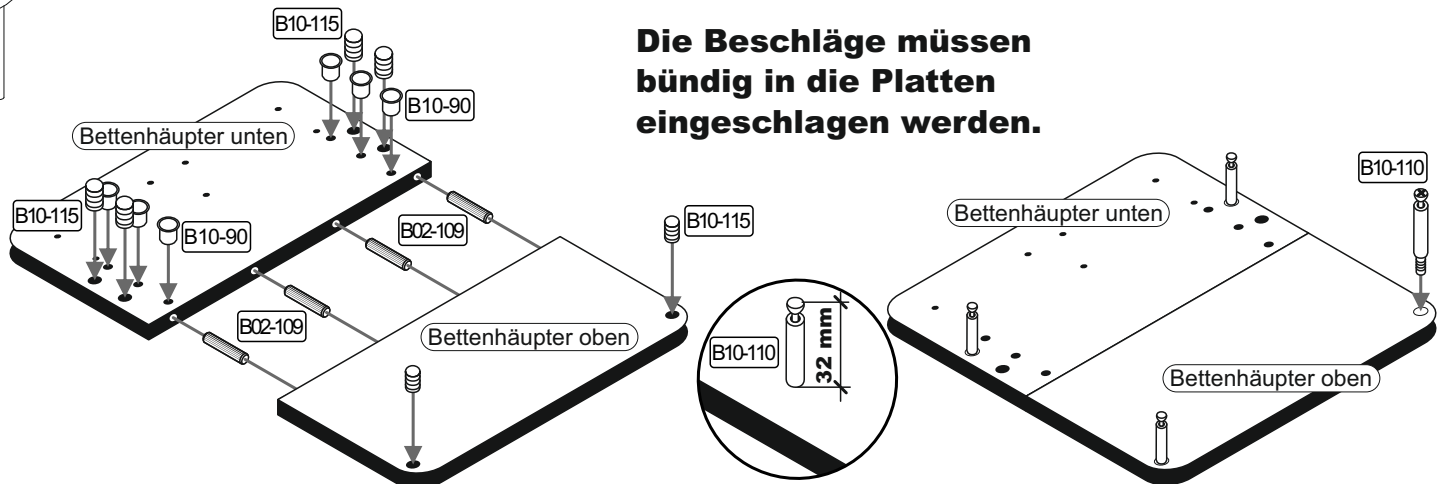
1388 x 642






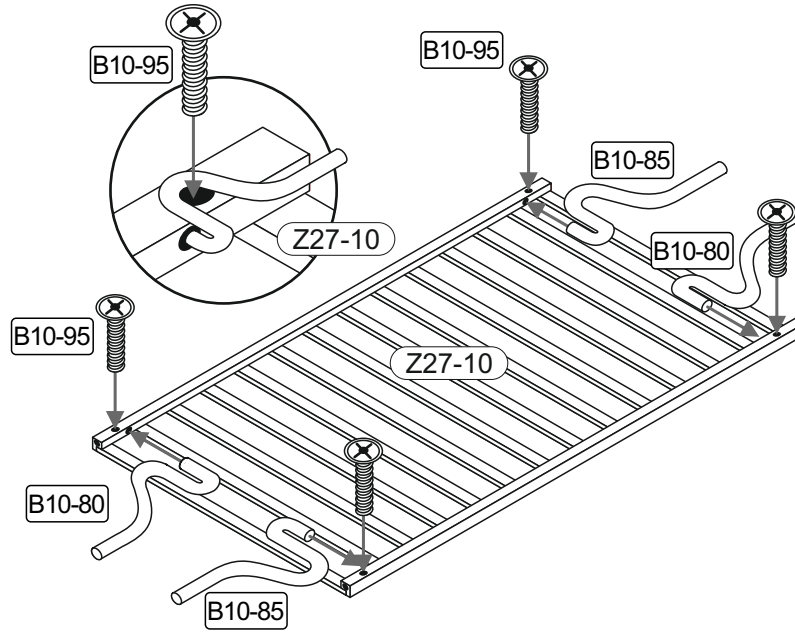
1388 x 642




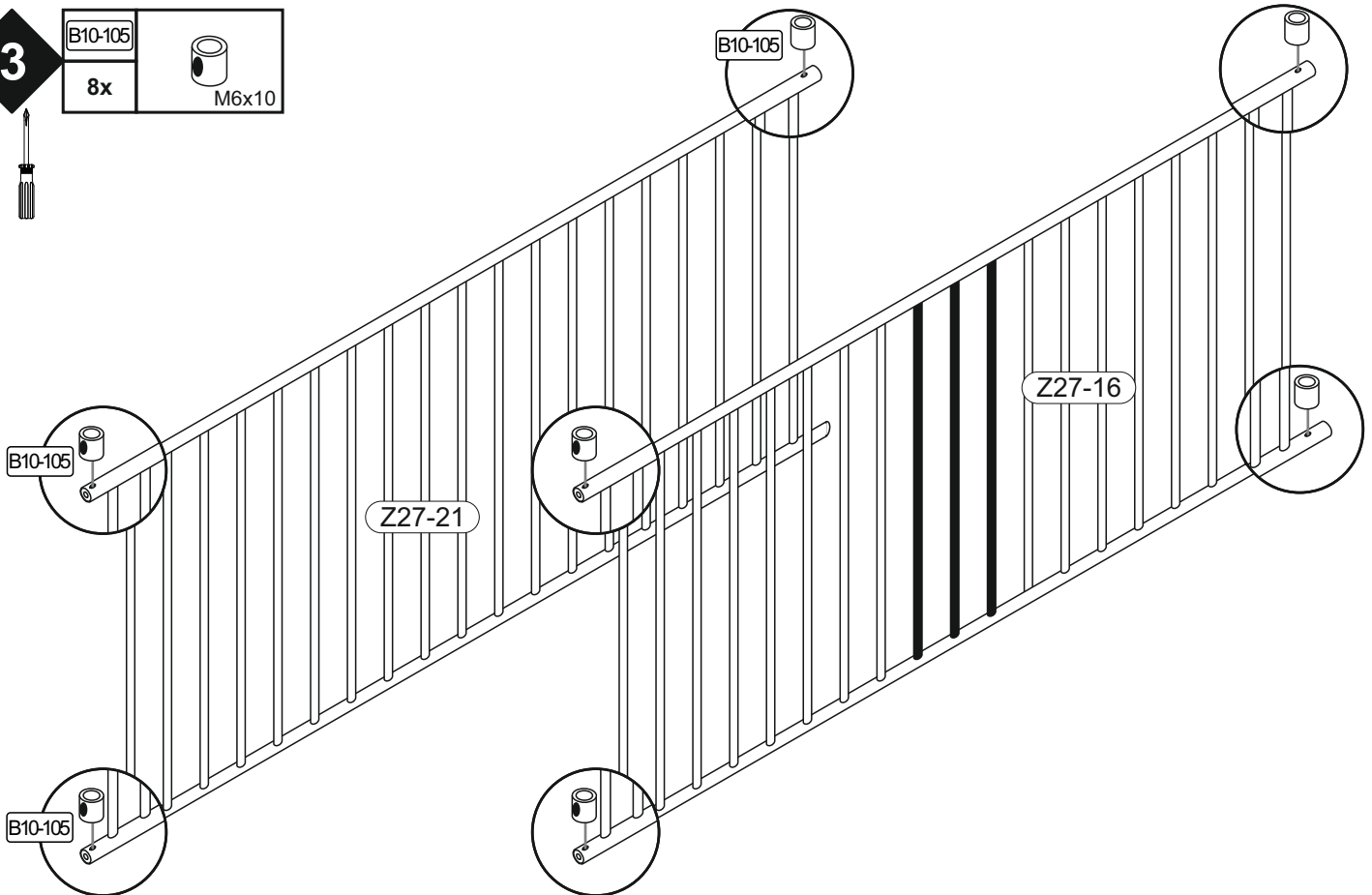
Die Beschlage mussen bundig in die Platten eingeschlagen werden.






| | | | | | | |
|---|--------|--|--------|--|--------|--|
| 2 | B10-95 |  | B10-80 |  | B10-85 |  |
| | 4x | | 2x | | 2x | |



| | | |
|---|---------|---|
| 3 | B10-105 |  |
| | 8x | |



4

| | | | | | |
|---------|--|---------|--|---------|--|
| B01-239 |  | B10-101 |  | B05-273 |  |
| 1x | SW 3 | 8x | M6x6 | 1x | |

Das Bett nicht kippen sondern beidseitig anheben

