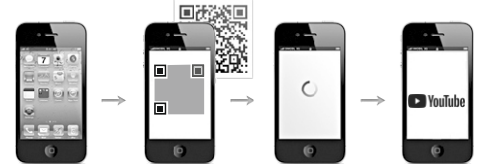
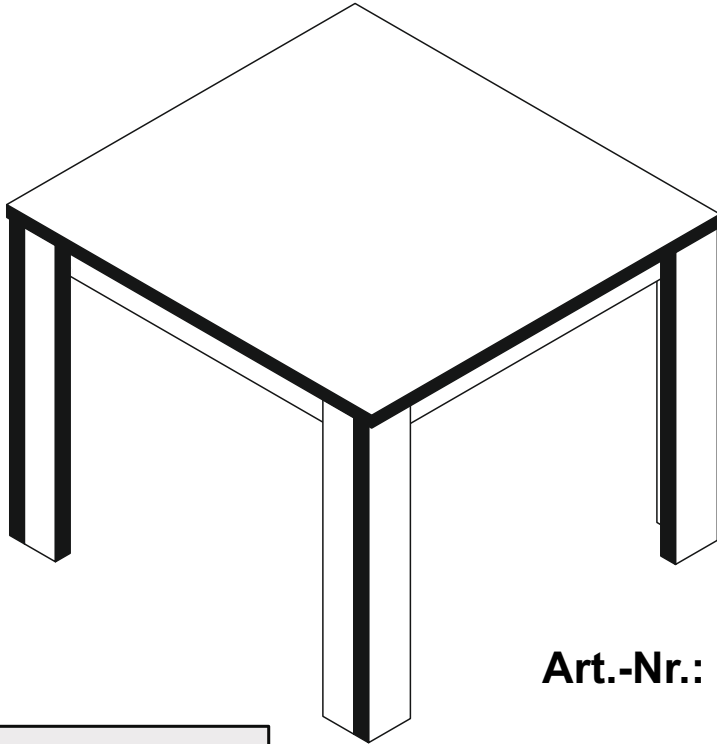




- (D) Videounterstützte Montageanleitung
- (TR) Video destekli kurulum talimatları
- (RU) инструкция по монтажу с помощью видеосигнала
- (RO) Instrucțiuni de instalare acceptate video
- (GB) Video-assisted assembly instructions
- (IT) Istruzioni di montaggio video-assistite
- (CZ) Instalační pokyny podporované videem
- (PL) Instrukcje montażu wspomagane sygnałem wizyjnym
- (FR) Instructions de montage assistées par vidéo
- (NL) Video-ondersteunde montage-instructies
- (HU) Video-támogatott telepítési utasítások
- (SK) Inštalčné pokyny podporované videom



Art.-Nr.: **0566_80x80**
Esstisch

REPC-Nr.:

Service • Assistenza • Dienstverlening • Serwis
Servis • Szerviz • Сервисная служба








| | | | |
|--|--|--|--|
| | | | |
| | | | |



SCAN ME

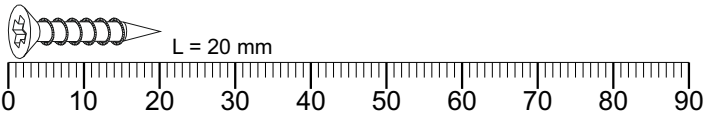
Das Ersatzteil-Anforderungsformular finden Sie auf
The replacement parts requisition form you find on
<https://www.maeusbacher.de/ersatzteile/>

Beutel 0566_80x80 0-11 Colli 1/1

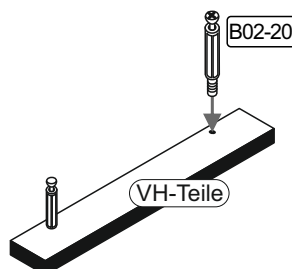
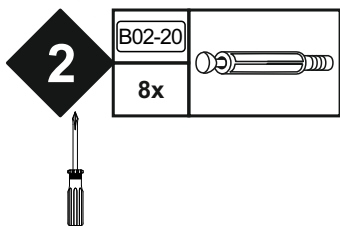
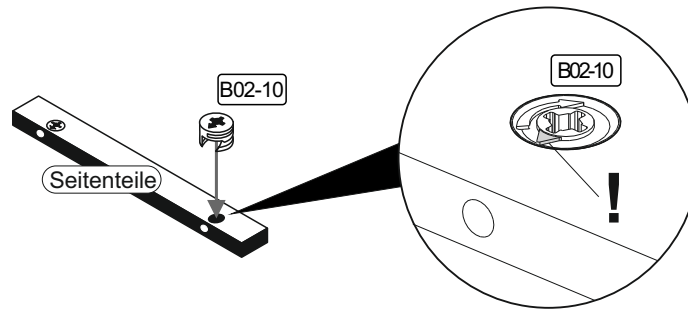
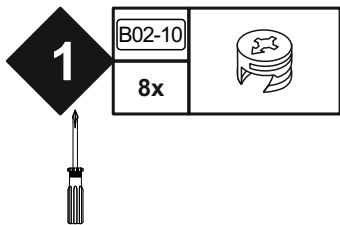
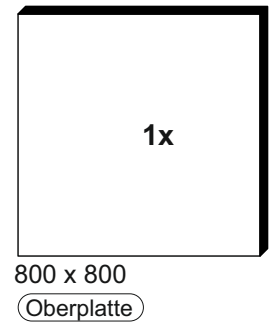
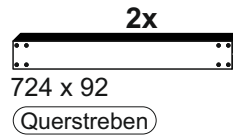
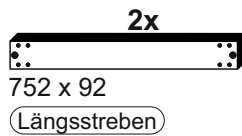
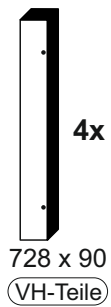
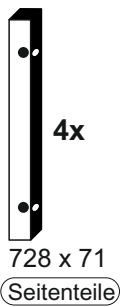
| | | | | | | | |
|--------------|---|---------------|---|----------------|---|--------------|---|
| B01-10 4x |  6,3x50 | B01-80 32x |  3,5x13 | B01-140 32x |  4x30 | B02-10 8x |  |
| B08-50 8x |  | B02-20 8x |  | B05-20 8x |  | | |




▶ SCAN ME

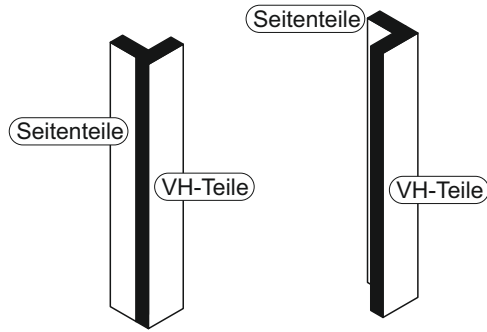
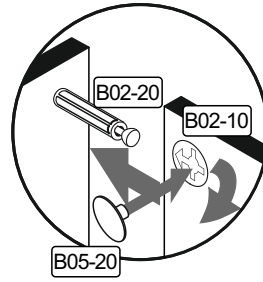
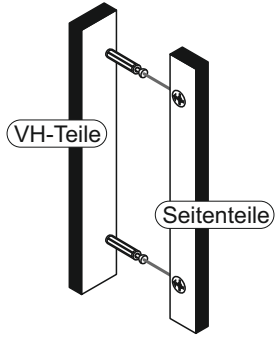
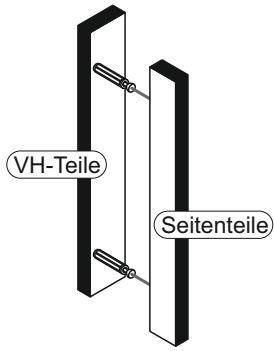


Colli 1/1





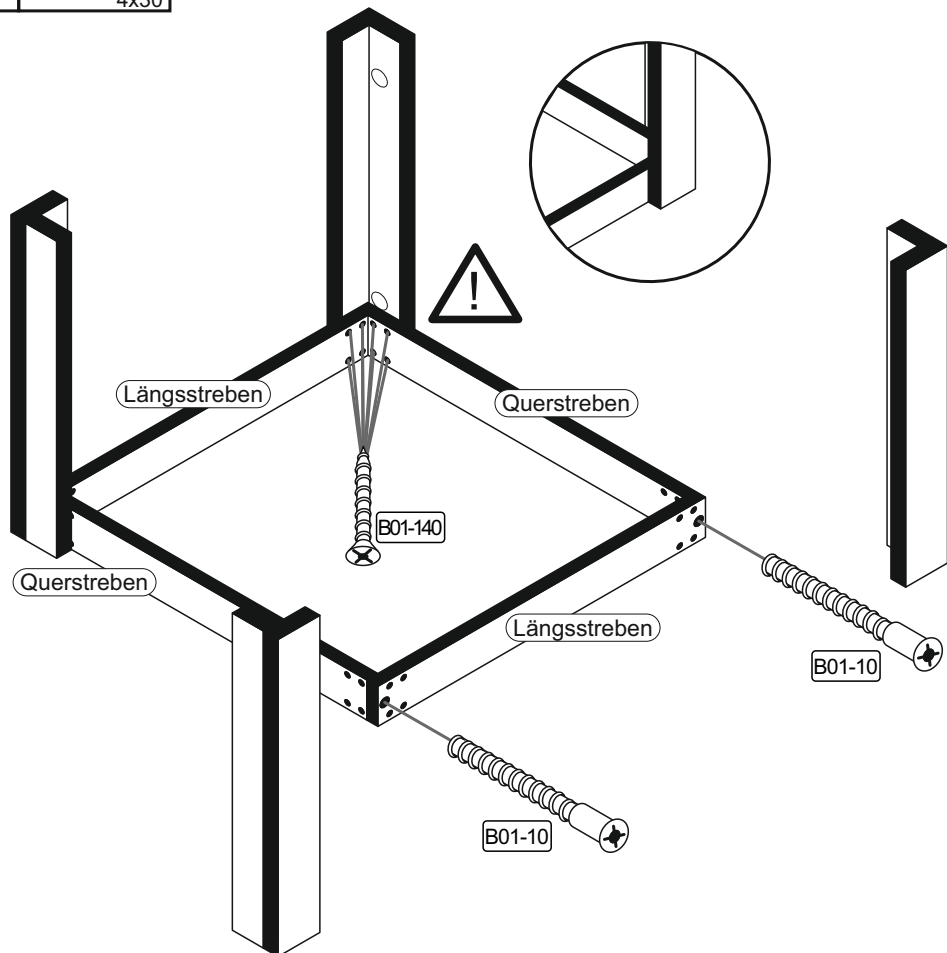
3

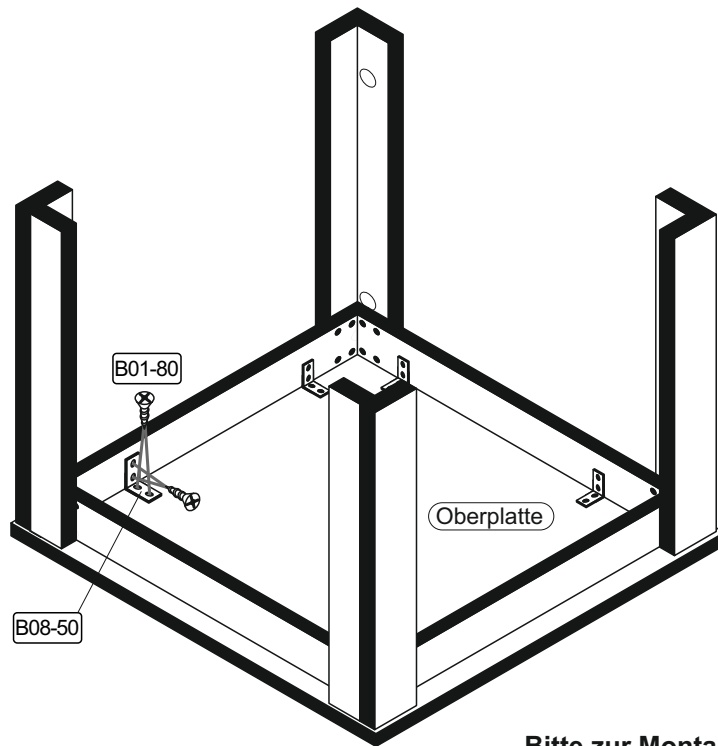
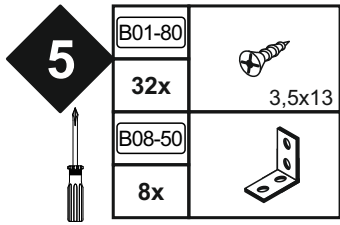
| | |
|--------|--|
| B05-20 |  |
| 8x | |



4

| | | | | | |
|--------|---|--------|---------|---|------|
| B01-10 |  | 6,3x50 | B01-140 |  | 4x30 |
| 4x | | | 32x | | |





Bitte zur Montage des Tisches eine geeignete Unterlage verwenden, damit ein Zerkratzen der Oberplatte ausgeschlossen werden kann!

6

